



# The natural choice

INSTALLER LEAFLET



---

DAIKIN ALTHERMA  
LOW TEMPERATURE  
HEAT PUMP

The Daikin Altherma  
low temperature heat pump, part of an  
**innovative** product range, is designed  
to deliver only the best in climate control:

Best seasonal  
efficiencies,  
providing the highest savings  
on running costs

- excellent COP ratings for incentive and certification schemes
- no need for (or only very limited) use of electrical assistance
- best efficiencies achieved within the most relevant temperature range

p. 4

Perfect fit  
for new builds,  
as well as for low-energy houses

- custom-made product for very low heat loads
- built to withstand the most severe winter conditions
- heating, cooling and domestic hot water in one system

p. 6



# offered in 3 solutions

## Integrated floor standing unit, saving installation space and time

- all components and connections factory-made
- very small installation footprint required
- minimum electrical input with constantly available hot water

p. 8

## Integrated solar unit, maximising renewable energy and offering top comfort

- solar support for domestic hot water with unpressurised solar system
- lightweight plastic tank
- bivalent option: combinable with a secondary heat source
- app control possible

p. 9

## Wall mounted unit, offering flexibility for installation and domestic hot water connection

- compact unit with small installation space, almost no side clearances are required
- combinable with a separate domestic hot water tank of up to 500 litres, with or without solar support

p. 10



# Best seasonal efficiency

## providing the highest savings

### 1. LOW RUNNING COSTS: HIGH HEAT PUMP EFFICIENCIES AT ALL OUTDOOR AND WATER TEMPERATURES

Daikin Altherma low temperature uses a range of efficient compressors, limiting electrical compressor inputs to its maximum. This results in optimal efficiencies at several rated conditions, providing excellent ratings, complying with incentive and certification schemes (e.g. EPBD regulations) throughout Europe.

- Each capacity class has an individually sized compressor to avoid over-dimensioning
- Optimised efficiency at all outside and water temperatures, thanks to a pressure sensor and an individual dimensioned plate heat exchanger per capacity class

This means the end user only pays for the capacity he really needs to obtain the best energy efficiency.

### 2. GUARANTEED PERFORMANCES: HIGH HEATING CAPACITIES DOWN TO LOW OUTSIDE TEMPERATURE

Daikin Altherma low temperature maintains its high heating capacities down to low outdoor temperatures. The electrical back-up heater assistance is no longer required or only very limited.

These high heating capacities, available on the whole Daikin Altherma low temperature 4kW-16kW range, are achieved thanks to the combination of:

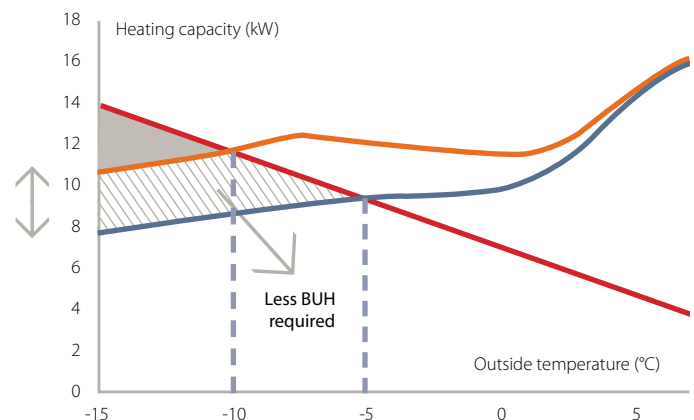
- Optimised controls to achieve higher frequency of use at low outdoor temperatures
- Liquid injection to avoid too high discharge temperatures when high water temperatures are required at low outdoor temperatures
- Perfectly dimensioned plate heat exchangers to maximise the heat exchange surface

Comparison between standard air-to-water heat pump and new Daikin Altherma units (ERLQ-C range - 11-16 kW)

- Location: Munich
- Design temperature: -15°C
- Heat load: 14kW
- Heating off temperature: 16°C

- Standard HP system
- ERLQ016C
- Heat load

- => + 40% capacity at -15°C
- => No need for back up heater from -10°C onwards (compared to -5°C for standard heat pump)



# ncies

## on running costs



### 3. MINIMUM ENERGY CONSUMPTION: DAIKIN INVERTER COMPRESSORS WITH HIGH MODULATING RANGE

When the heat load is lower than the maximum capacity of the heat pump system, the compressor can turn in partial load operation. This reduced compressor frequency results in:

- Higher compressor efficiency in partial load operation
- Delivered capacities exactly matching the actual heating demand of the building
- Obtaining the capacities needed with minimum energy consumption
- Less on/off operation, increasing the operation life cycle of the compressor

The new Daikin Altherma low temperature has a high modulating range, meaning the compressor can modulate down to low frequencies to offer the highest efficiencies over the relevant temperature range.

Each inverter compressor has a certain maximum and minimum frequency, and works in between the optimal operation area with the highest operating efficiencies.

### 4. SMART HEATING CONTROLS

The combined effect of the Daikin Altherma weather-dependent set-point control and the Daikin Altherma inverter compressors maximises the efficiency at each outdoor temperature, assuring stable room temperatures.

1 Weather-dependent set-point control. This control logic will always keep the water temperatures as low as possible, to maximise the heat pump efficiency for each specific outdoor temperature. This results in:

- Higher heat pump efficiency with lower water temperatures
- No unnecessary overheating, thereby delivering the temperatures required
- Continuous heating at lower water temperatures, providing stable room temperatures

2 Inverter technology: lowering the compressor frequency with increasing outdoor temperatures, thus increasing the efficiency

### 5. OPTIMAL USE OF ENERGY LIMITING ELECTRICAL INPUTS OF AUXILIARY COMPONENTS

In addition to limiting the electrical input of the compressor and the electrical back-up heater, Daikin limits electrical inputs of auxiliary components. This also contributes to the high seasonal efficiencies achieved by the Daikin Altherma range.

- Factory-mounted high efficiency circulating pump already qualifying for future regulations (ErP2015) with an A-energy label ( $EEI \leq 0.23$ )
- No standby losses of inverter drive PCB, lowering electricity consumption during standby mode
- No bottom plate heater needed on 4-8kW class
- Low-capacity bottom plate heater on 11-16kW class (ERLQ-C series), only operating during defrost cycles, results in 90% less electricity consumption when compared with standard thermostatic controlled bottom plate heaters

=> Thanks to all these improvements, COP of up to 5.04\* is reached

\*EHV(H/X)04C or EHB(H/X)04C with ERLQ004CV3 (Ta DB/WB 7°C/6°C - LWC 35°C (DT=5°C))

# Perfect fit for new as well as for low energy hou

## 1. OPTIMISED UNIT FOR LOW HEAT LOADS

The new Daikin Altherma low temperature is designed to meet the requirements of newly built and low-energy houses characterised by low heat loads.

The low capacity 4kW unit with its high modulating range offers optimal efficiency in most relevant outdoor temperature ranges by combining compressors and plate heat exchangers that have been specifically designed for smaller heat loads.

## 2. MAXIMUM COMFORT

Daikin Altherma low temperature: one system for optimal year-round comfort

- Optimal comfort conditions the whole year round, with both heating and cooling possible
- Stable room temperatures thanks to Daikin inverter compressors and weather dependent set point control
- Room thermostat function to even better match the set-point room temperature with the actual room temperature

## 3. CONNECTABLE HEAT EMITTERS

The Daikin Altherma low temperature has an operation range up to 55°C leaving water temperature, allowing for connection to all types of low-temperature heat emitters.

Under-floor heating

25°C → 35°C

Heat pump convector

35°C → 45°C

The Daikin heat pump convector is specifically designed to offer optimal efficiencies and comfort for residential applications.

- Small dimensions compared to low-temperature radiators
- Low sound level, optimal for bedroom applications
- High-capacity cooling with water temperatures down to 6° C

Low-temperature radiators

40°C → 55°C



# builds, ses



## 4. GUARANTEED OPERATION: DAIKIN ALTHERMA IS SUITABLE FOR ALL CLIMATES, EVEN WITHSTANDING SEVERE WINTER CONDITIONS

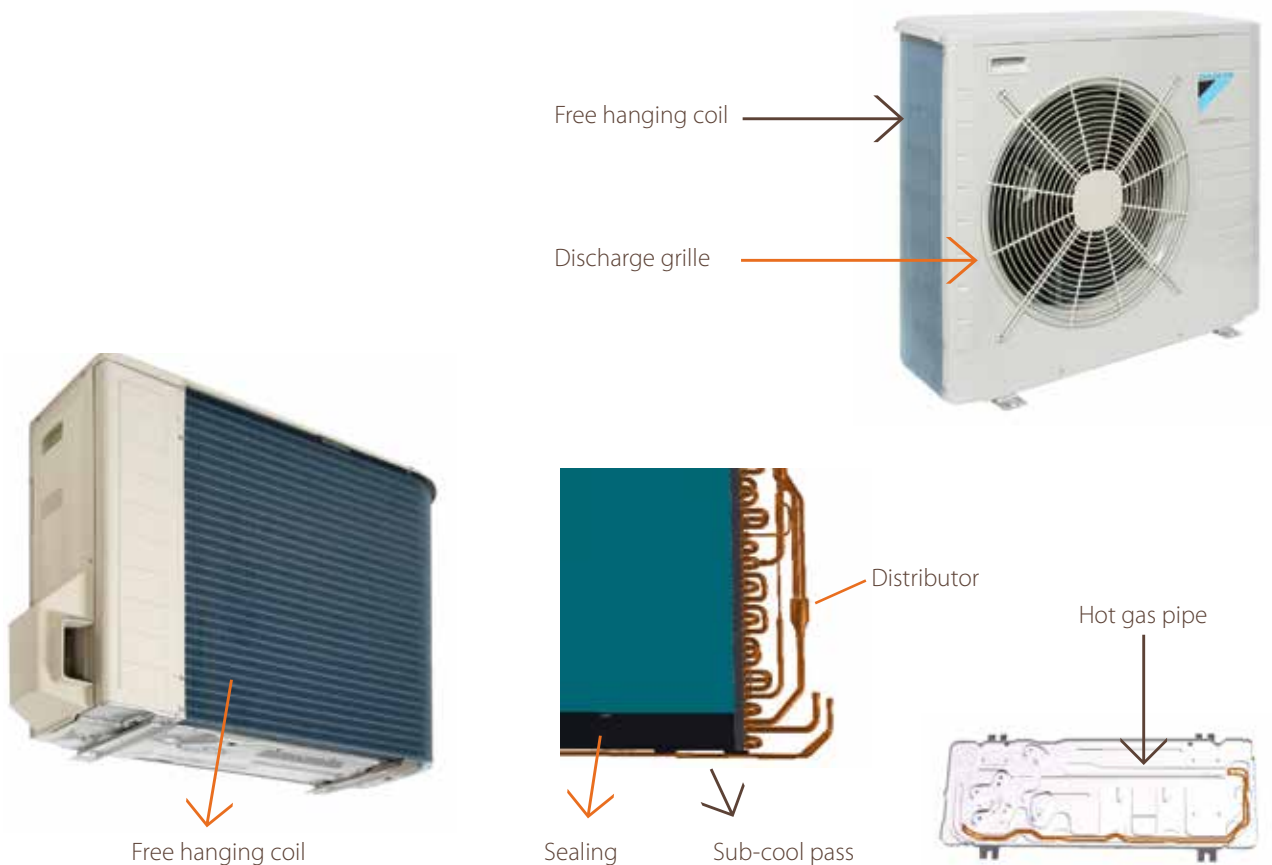
Daikin is renowned for its know-how related to frost protection on its heat pump range. Even in the most severe winter conditions.

### 1. The 4-8kW range outdoor unit

- The outdoor unit has a free hanging coil, ensuring no ice accumulates in the lower part of the outdoor unit. This is key to offering appropriate frost protection and has the additional advantage that no electrical bottom plate heater is required
- The discharge grille is also specifically designed to avoid ice accumulation

### 2. The 11-16kW range outdoor unit

- Hot gas pass: hot gaseous refrigerant coming from the compressor runs through the bottom plate to keep the base free of ice and all the drain holes open
- Sub-cool pass: before the refrigerant pipe is split by the distributor to the hairpins, the refrigerant passes through the bottom of the coil to keep this lower part free of ice




# Integrated heating and hot water unit, saving installation space and time



## 1. EASIEST AND FASTEST INSTALLATION, DOMESTIC HOT WATER TANK INCLUDED


- Fast installation: the stainless steel domestic hot water tank is included in the unit, with all connections between heat pump module and tank factory made.
- All hydraulic components are included.
- Easy serviceability and maintenance: the electric PCB board and hydraulic components are accessible from the front.
- Lower installation footprint: all water and refrigerant connections are at the top of the unit, assuring easy connection and accessibility.



## 2. SPACE SAVING: COMPACT INDOOR UNIT WITH SLEEK DESIGN

Thanks to the all-in-one design, the installation space is minimised both in terms of footprint and height

- As the domestic hot water tank is integrated in the indoor unit, the installation space required is greatly reduced.
- Small footprint: with a width of only 600mm and a depth of 728mm, the integrated indoor unit has a similar footprint compared to other household appliances.
- Smaller installation footprint: almost no side clearances are required, as the piping connections are at the top. This results in an installation footprint of only 0.45m<sup>2</sup>.
- Low installation height: both the 180l and 260l version come with a height of 173cm.
- The compactness of the integrated indoor unit is emphasised by its sleek design and modern look, easily fitting with other household appliances.



## 3. BEST SOLUTION FOR DOMESTIC HOT WATER HEATING: HIGH EFFICIENCY – HIGH COMFORT

- 50% less heat loss compared to a standard insulated tank.
- Up to 55°C with heat pump operation only and 60°C with standard back up heater.
- High hot water volumes: 300l at 40°C, enough for 6 showers without any electrical assistance.
- Schedule function: heat up the tank at a specified time during the day.
- Reheat function: when the tank temperature goes below a specified minimum reheat temperature, the tank is automatically reheated.

## 4. QUICK AND EASY COMMISSIONING

- At first start-up, a quick configuration wizard will guide the installer through the commissioning process. As a result, only the relevant parameter settings will be shown in the menus, which can also be downloaded to a pc as back-up.

## 5. EASY SERVICEABILITY

- The error messages appear in full text, to guide the end user to take the appropriate action.
- Additionally, the detailed information on operational conditions can easily be read out from the extended menu.

## 6. ROOM TEMPERATURE CONTROL FUNCTIONALITY

- The user interface is equipped with a temperature sensor and can be installed remotely.



# Integrated solar unit maximising renewable energy and offering top comfort



The integrated solar unit **uses free energy from the sun** and thus supports the production of domestic hot water. Solar energy and heat pumps complement each other ideally in this application.

Depending on your customer's needs, an unpressurised and pressurised solar system can be offered. The integrated solar unit is available in a **lightweight plastic tank** and is combinable with a secondary heat source as an option. With the app, easy control via your smartphone is possible.



## 1. SOLAR SUPPORT OF DOMESTIC HOT WATER WITH UNPRESSURISED (DRAIN BACK) AND PRESSURISED SOLAR SYSTEM

- The integrated solar unit uses free energy from the sun and thus supports the production of domestic hot water.
- Depending on your customer's needs, an unpressurised and pressurised system can be offered.

## 2. LIGHTWEIGHT PLASTIC TANK WITH EXCEPTIONAL HYGIENIC BENEFITS

- Thanks to the flow through principle, legionella bacteria cannot grow, thus eliminating the need for a thermal disinfection cycle.

## 3. BIVALENT OPTION: COMBINABLE WITH A SECONDARY HEAT SOURCE (EHSXB-A ONLY)

- A solar system can be supported by fuel boilers or any other secondary heat source to provide heating and hot water.

## 4. APP CONTROL POSSIBLE

- Simple consistent handling with intuitive menu navigation and control can be carried out via your smartphone with the app.

# Wall mounted unit, offering flexibility for installation and domestic hot connection



## 1. FLEXIBLE SOLUTION

1. When no domestic hot water is required in combination with the Daikin Altherma system.
2. When the wall-mounted indoor unit should be combined with a separate domestic hot water tank.
  - stainless steel tank: 150l, 200l or 300l
  - enamel tank: 150l, 200l or 300l
3. When the connection to Daikin solar system is required
  - The solar collectors of the **unpressurised solar system** are only filled with water when sufficient heat is provided by the sun. Antifreeze is not necessary since the collector surfaces are not filled with water if the installation is not in use.
  - The **pressurised solar system** is filled with heat transfer fluid with the correct amount of antifreeze to avoid freezing in winter.

## 2. QUICK AND EASY COMMISSIONING

- At first start-up, a quick configuration wizard will guide the installer through the commissioning process. As a result, only the relevant parameter settings will be shown in the menus, which can also be downloaded to a pc as back-up.

## 3. EASY SERVICEABILITY

- The error messages appear in full text, to guide the end user to take the appropriate action.
- Additionally, the detailed information on operational conditions can easily be read out from the extended menu.

## 4. ROOM TEMPERATURE CONTROL FUNCTIONALITY

- The user interface is equipped with a temperature sensor and can be installed remotely from the Daikin Altherma low temperature indoor unit



# Technical specifications

## FLOOR STANDING INDOOR UNIT

### HEATING ONLY



INDOOR UNIT				EHVH04518CB3V	EHVH08518CB3V EHVH08526CB9W	EHVH08518CB3V EHVH08526CB9W	EHVH16518CB3V EHVH16526CB9W	EHVH16518CB3V EHVH16526CB9W	EHVH16518CB3V EHVH16526CB9W	EHVH16518CB3V EHVH16526CB9W	EHVH16518CB3V EHVH16526CB9W	
Casing	Colour	White										
	Material	Precoated sheet metal										
Dimensions	Unit	HeightxWidthxDepth	mm	1,732x600x728								
Weight	Unit	kg		115	116/126						120/129	
Tank	Water volume	l		180			180/260					
	Insulation	Heat loss		kWh/24h		1.4		1.4/1.9				
Operation range	Corrosion protection			Anode								
	Heating	Ambient	Min.~Max.	°C		-25~25			-25~35			
		Water side	Min.~Max.	°C					15~55			
	Domestic hot water	Ambient	Min.~Max.	°CDB		-25~35			-20~35			
Water side		Min.~Max.	°C					25~60				
Sound power level	Nom.	dBA		42						47		
Sound pressure level	Nom.	dBA		28						33		

OUTDOOR UNIT				ERLQ004CV3	ERLQ006CV3	ERLQ008CV3	ERLQ011CV3	ERLQ014CV3	ERLQ016CV3	ERLQ011CW1	ERLQ014CW1	ERLQ016CW1	
Heating capacity	Min.	kW		1.80 (1) / 1.80 (2)									
	Nom.	kW		4.40 (1) / 4.03 (2)			6.00 (1) / 5.67 (2)			7.40 (1) / 6.89 (2)			
	Max.	kW		5.12 (1) / 4.90 (2)			8.35 (1) / 7.95 (2)			10.02 (1) / 9.35 (2)			
Power input	Heating	Nom.	kW		0.87 (1) / 1.13 (2)			1.27 (1) / 1.59 (2)			1.66 (1) / 2.01 (2)		
		Max.	kW					3.13 (3) / 4.10 (4)			4.00 (3) / 5.19 (4)		
COP			kW		5.04 (1) / 3.58 (2)			4.74 (1) / 3.56 (2)			4.45 (1) / 3.42 (2)		
Dimensions	Unit	HeightxWidthxDepth	mm		735x832x307								
Weight	Unit	kg		54	56			113			114		
Operation range	Heating	Min.~Max.		°CWB		-25~25			-25~35				
	Cooling	Min.~Max.		°CDB		10~43			10~46				
	Domestic hot water	Min.~Max.		°CDB		-25~35			-20~35				
Refrigerant	Type	R-410A											
	Charge	kg		1.45			1.60			3.4			
Sound power level	Heating	Nom.	dBA		61			62			64		
	Cooling	Nom.	dBA		63			64			66		
Sound pressure level	Heating	Nom.	dBA		48			49			50		
	Cooling	Nom.	dBA		48			49			50		
Power supply	Name/Phase/Frequency/Voltage			Hz/V									
Current	Recommended fuses			A									

(1) Condition 1: cooling Ta 35°C - LWE 18°C (DT = 5°C); heating Ta DB/WB 7°C/6°C - LWC 35°C (DT = 5°C) (2) Condition 2: cooling Ta 35°C - LWE 7°C (DT = 5°C); heating Ta DB/WB 7°C/6°C - LWC 45°C (DT = 5°C) (3) Condition 3: heating Ta DB -7°C (RH85%) - LWC 35°C (4) Condition 4: heating Ta DB -7°C (RH85%) - LWC 45°C

### HEATING & COOLING



INDOOR UNIT				EHVH04518CB3V	EHVH08518CB3V EHVH08526CB9W	EHVH08518CB3V EHVH08526CB9W	EHVH16518CB3V EHVH16526CB9W	EHVH16518CB3V EHVH16526CB9W	EHVH16518CB3V EHVH16526CB9W	EHVH16518CB3V EHVH16526CB9W	EHVH16518CB3V EHVH16526CB9W		
Casing	Colour	White											
	Material	Precoated sheet metal											
Dimensions	Unit	HeightxWidthxDepth	mm		1,732x600x728								
Weight	Unit	kg		115	117/126						121/129		
Tank	Water volume	l		180			180/260						
	Insulation	Heat loss		kWh/24h		1.4		1.4/1.9					
Operation range	Corrosion protection			Anode									
	Heating	Ambient	Min.~Max.	°C		-25~25			-25~35				
		Water side	Min.~Max.	°C					15~55				
	Cooling	Ambient	Min.~Max.	°CDB		10~43			10~46				
Water side		Min.~Max.	°C					5~22					
Domestic hot water	Ambient	Min.~Max.	°CDB		-25~35			-20~35					
	Water side	Min.~Max.	°C					25~60					
Sound power level	Nom.	dBA		42						47			
Sound pressure level	Nom.	dBA		28						33			

OUTDOOR UNIT				ERLQ004CV3	ERLQ006CV3	ERLQ008CV3	ERLQ011CV3	ERLQ014CV3	ERLQ016CV3	ERLQ011CW1	ERLQ014CW1	ERLQ016CW1	
Heating capacity	Min.	kW		1.80 (1) / 1.80 (2)									
	Nom.	kW		4.40 (1) / 4.03 (2)			6.00 (1) / 5.67 (2)			7.40 (1) / 6.89 (2)			
	Max.	kW		5.12 (1) / 4.90 (2)			8.35 (1) / 7.95 (2)			10.02 (1) / 9.35 (2)			
Cooling capacity	Min.	kW		2.00 (1) / 2.00 (2)			2.50 (1) / 2.50 (2)						
	Nom.	kW		5.00 (1) / 4.17 (2)			6.76 (1) / 4.84 (2)			6.86 (1) / 5.36 (2)			
Power input	Heating	Nom.	kW		0.87 (1) / 1.13 (2)			1.27 (1) / 1.59 (2)			1.66 (1) / 2.01 (2)		
		Max.	kW					3.13 (3) / 4.10 (4)			4.00 (3) / 5.19 (4)		
COP	Cooling	Nom.	kW		1.48 (1) / 1.80 (2)			1.96 (1) / 2.07 (2)			2.01 (1) / 2.34 (2)		
		Max.	kW		5.04 (1) / 3.58 (2)			4.74 (1) / 3.56 (2)			4.45 (1) / 3.42 (2)		
EER			kW		3.37 (1) / 2.32 (2)			3.45 (1) / 2.34 (2)			3.42 (1) / 2.29 (2)		
Dimensions	Unit	HeightxWidthxDepth	mm		735x832x307								
Weight	Unit	kg		54	56			113			114		
Operation range	Heating	Min.~Max.		°CWB		-25~25			-25~35				
	Cooling	Min.~Max.		°CDB		10~43			10~46				
	Domestic hot water	Min.~Max.		°CDB		-25~35			-20~35				
Refrigerant	Type	R-410A											
	Charge	kg		1.45			1.60			3.4			
Sound power level	Heating	Nom.	dBA		61			62			64		
	Cooling	Nom.	dBA		63			64			66		
Sound pressure level	Heating	Nom.	dBA		48			49			50		
	Cooling	Nom.	dBA		48			49			50		
Power supply	Name/Phase/Frequency/Voltage			Hz/V									
Current	Recommended fuses			A									

(1) Condition 1: cooling Ta 35°C - LWE 18°C (DT = 5°C); heating Ta DB/WB 7°C/6°C - LWC 35°C (DT = 5°C) (2) Condition 2: cooling Ta 35°C - LWE 7°C (DT = 5°C); heating Ta DB/WB 7°C/6°C - LWC 45°C (DT = 5°C) (3) Condition 3: heating Ta DB -7°C (RH85%) - LWC 35°C (4) Condition 4: heating Ta DB -7°C (RH85%) - LWC 45°C

## WALL MOUNTED INDOOR UNIT

### HEATING ONLY



INDOOR UNIT				EHBH04CB3V	EHBH08CB3V EHBH08CB9W	EHBH08CB3V EHBH08CB9W	EHBH16CB3V EHBH16CB9W	EHBH16CB3V EHBH16CB9W	EHBH16CB3V EHBH16CB9W	EHBH16CB3V EHBH16CB9W	EHBH16CB3V EHBH16CB9W	
Casing	Colour	White										
	Material	Precoated sheet metal										
Dimensions	Unit	HeightxWidthxDepth	mm	890x480x344								
Weight	Unit			kg	44	46/48					47/48	
Operation range	Heating	Ambient	Min.~Max.	°C	-25~25						-25~35	
			Water side	Min.~Max.	°C				15~55			
	Domestic hot water	Ambient	Min.~Max.	°CDB	-25~35						-20~35	
			Water side	Min.~Max.	°C				25~80			
Sound power level	Nom.			dBA	40						47	
Sound pressure level	Nom.			dBA	26						33	

OUTDOOR UNIT				ERLQ004CV3	ERLQ006CV3	ERLQ008CV3	ERLQ011CV3	ERLQ014CV3	ERLQ016CV3	ERLQ011CW1	ERLQ014CW1	ERLQ016CW1	
Heating capacity	Min.			kW									
	Nom.			1.80 (1) / 1.80 (2)									
	Max.			4.40 (1) / 4.03 (2) 6.00 (1) / 5.67 (2) 7.40 (1) / 6.89 (2) 11.2 (1) / 11.00 (2) 14.5 (1) / 13.60 (2) 16 (1) / 15.20 (2) 11.2 (1) / 11.00 (2) 14.5 (1) / 13.60 (2) 16 (1) / 15.20 (2)									
Power input	Heating	Nom.			kW								
			Max.			0.87 (1) / 1.13 (2) 1.27 (1) / 1.59 (2) 1.66 (1) / 2.01 (2) 2.43 (1) / 3.10 (2) 3.37 (1) / 4.10 (2) 3.76 (1) / 4.66 (2) 2.43 (1) / 3.10 (2) 3.37 (1) / 4.10 (2) 3.76 (1) / 4.66 (2)							
	COP			5.04 (1) / 3.58 (2) 4.74 (1) / 3.56 (2) 4.45 (1) / 3.42 (2) 3.13 (3) / 4.10 (4) 4.00 (3) / 5.19 (4) 4.32 (3) / 5.22 (4) 3.13 (3) / 4.10 (4) 4.00 (3) / 5.19 (4) 4.32 (3) / 5.22 (4)									
Dimensions	Unit	HeightxWidthxDepth	mm	735x832x307								1,345x900x320	
Weight	Unit			kg	54	56		113			114		
Operation range	Heating	Min.~Max.			°CWB								
					-25~25								
	Cooling	Min.~Max.			°CDB								
			10~43										
Domestic hot water	Min.~Max.			°CDB									
				-25~35									
Refrigerant	Type	R-410A											
	Charge			kg									
Sound power level	Heating	Nom.			dBA								
					61 63 62 64 66 66 69 64 66 66								
	Cooling	Nom.			dBA								
Sound pressure level	Heating	Nom.			dBA								
					48 49 49 50 50 52 52 51 52 52								
Power supply	Name/Phase/Frequency/Voltage			Hz/V									
				V3/1~/50/230									
Current	Recommended fuses			A									
				20									
				40									
				20									

(1) Condition 1: cooling Ta 35°C - LWE 18°C (DT = 5°C); heating Ta DB/WB 7°C/6°C - LWC 35°C (DT = 5°C) (2) Condition 2: cooling Ta 35°C - LWE 7°C (DT = 5°C); heating Ta DB/WB 7°C/6°C - LWC 45°C (DT = 5°C) (3) Condition 3: heating Ta DB -7°C (RH85%) - LWC 35°C (4) Condition 4: heating Ta DB -7°C (RH85%) - LWC 45°C

## HEATING & COOLING

INDOOR UNIT				EHBX04CB3V	EHBX08CB3V EHBX08CB9W	EHBX08CB3V EHBX08CB9W	EHBX16CB3V EHBX16CB9W	EHBX16CB3V EHBX16CB9W	EHBX16CB3V EHBX16CB9W	EHBX16CB3V EHBX16CB9W	EHBX16CB3V EHBX16CB9W	
Casing	Colour											
	Material											
Dimensions	Unit	HeightxWidthxDepth	mm	890x480x344								
Weight	Unit			kg	44	46/48					47/48	
Operation range	Heating	Ambient	Min.~Max.	°C	-25~25						-25~35	
			Water side	Min.~Max.	°C				15~55			
	Cooling	Ambient	Min.~Max.	°CDB	10~43						10~46	
			Water side	Min.~Max.	°C				5~22			
Domestic hot water	Ambient	Min.~Max.	°CDB	-25~35						-20~35		
		Water side	Min.~Max.	°C				25~80				
Sound power level	Nom.			dBA	40						47	
Sound pressure level	Nom.			dBA	26						33	

OUTDOOR UNIT				ERLQ004CV3	ERLQ006CV3	ERLQ008CV3	ERLQ011CV3	ERLQ014CV3	ERLQ016CV3	ERLQ011CW1	ERLQ014CW1	ERLQ016CW1	
Heating capacity	Min.			kW									
	Nom.			1.80 (1) / 1.80 (2)									
	Max.			4.40 (1) / 4.03 (2) 6.00 (1) / 5.67 (2) 7.40 (1) / 6.89 (2) 11.2 (1) / 11.00 (2) 14.5 (1) / 13.60 (2) 16 (1) / 15.20 (2) 11.2 (1) / 11.00 (2) 14.5 (1) / 13.60 (2) 16 (1) / 15.20 (2)									
Cooling capacity	Min.			kW									
	Nom.			2.00 (1) / 2.00 (2) 2.50 (1) / 2.50 (2)									
	Max.			5.00 (1) / 4.17 (2) 6.76 (1) / 4.84 (2) 6.86 (1) / 5.3 (2) 15.05 (1) / 11.72 (2) 16.06 (1) / 12.55 (2) 16.76 (1) / 13.12 (2) 15.05 (1) / 11.72 (2) 16.06 (1) / 12.55 (2) 16.76 (1) / 13.12 (2)									
Power input	Heating	Nom.			kW								
			Max.			0.87 (1) / 1.13 (2) 1.27 (1) / 1.59 (2) 1.66 (1) / 2.01 (2) 2.43 (1) / 3.10 (2) 3.37 (1) / 4.10 (2) 3.76 (1) / 4.66 (2) 2.43 (1) / 3.10 (2) 3.37 (1) / 4.10 (2) 3.76 (1) / 4.66 (2)							
	Cooling	Nom.			kW								
COP			1.48 (1) / 1.80 (2) 1.96 (1) / 2.07 (2) 2.01 (1) / 2.34 (2) 4.53 (1) / 4.31 (2) 5.43 (1) / 5.08 (2) 6.16 (1) / 5.73 (2) 4.53 (1) / 4.31 (2) 5.43 (1) / 5.08 (2) 6.16 (1) / 5.73 (2)										
			5.04 (1) / 3.58 (2) 4.74 (1) / 3.56 (2) 4.45 (1) / 3.42 (2) 4.6 (1) / 2.75 (3) / 3.55 (2) / 2.10 (4) 4.3 (1) / 2.65 (3) / 3.32 (2) / 2.08 (4) 3.26 (2) / 2.09 (4) 4.6 (1) / 2.75 (3) / 3.32 (2) / 2.08 (4) 3.55 (2) / 2.10 (4) 4.3 (1) / 2.65 (3) / 3.32 (2) / 2.08 (4) 3.26 (2) / 2.09 (4)										
EER			3.37 (1) / 2.32 (2) 3.45 (1) / 2.34 (2) 3.42 (1) / 2.29 (2) 3.32 (1) / 2.72 (2) 2.96 (1) / 2.47 (2) 2.72 (1) / 2.29 (2) 3.32 (1) / 2.72 (2) 2.96 (1) / 2.47 (2) 2.72 (1) / 2.29 (2)										
Dimensions	Unit	HeightxWidthxDepth	mm	735x832x307								1,345x900x320	
Weight	Unit			kg	54	56		113			114		
Operation range	Heating	Min.~Max.			°CWB								
					-25~25								
	Cooling	Min.~Max.			°CDB								
			10~43										
Domestic hot water	Min.~Max.			°CDB									
				-25~35									
Refrigerant	Type	R-410A											
	Charge			kg									
Sound power level	Heating	Nom.			dBA								
					61 63 62 64 66 66 69 64 66 66								
	Cooling	Nom.			dBA								
Sound pressure level	Heating	Nom.			dBA								
					48 49 49 50 50 52 52 51 52 52								
Power supply	Name/Phase/Frequency/Voltage			Hz/V									
				V3/1~/50/230									
Current	Recommended fuses			A									
				20									
				40									
				20									

(1) Condition 1: cooling Ta 35°C - LWE 18°C (DT = 5°C); heating Ta DB/WB 7°C/6°C - LWC 35°C (DT = 5°C) (2) Condition 2: cooling Ta 35°C - LWE 7°C (DT = 5°C); heating Ta DB/WB 7°C/6°C - LWC 45°C (DT = 5°C) (3) Condition 3: heating Ta DB -7°C (RH85%) - LWC 35°C (4) Condition 4: heating Ta DB -7°C (RH85%) - LWC 45°C

## INTEGRATED SOLAR UNIT

### HEATING & COOLING

INDOOR UNIT				EHSX04P30A	EHSX08P30A	EHSX08P50A	EHSX16P50A
Casing	Colour			Tank: white RAL 9003 / Top cover: steel grey RAL 7011			
Dimensions	Unit	HeightxWidthxDepth	mm	1,950x615x595		1,940x790x790	
Weight	Unit			87	114	116	
Operation range	Water side	Min.~Max.	°C	15~55			
	Water side	Min.~Max.	°C	5~22			
	Water side	Min.~Max.	°C	25~80			
Sound power level	Nom.			42		66	
Sound pressure level	Nom.			28		32	

OUTDOOR UNIT				ERLQ004CV3	ERLQ006CV3	ERLQ008CV3	ERLQ006CV3	ERLQ008CV3	ERLQ011CV3/CW1	ERLQ014CV3/CW1	ERLQ016CV3/CW1	
Heating capacity	Nom.			kW	4.53 (1) / 3.47 (2)	6.06 (1) / 4.6 (2)	7.78 (1) / 5.51 (2)	6.06 (1) / 4.6 (2)	7.78 (1) / 5.51 (2)	11.8 (1) / 7.7 (2)	14.8 (1) / 9.6 (2)	15.3 (1) / 10.1 (2)
Cooling capacity	Nom.			kW	4.42 (3)	5.22 (3)		15.1 (3)		16.1 (3)	16.8 (3)	
COP					5.23 (1) / 4.07 (2)	4.65 (1) / 3.64 (2)	4.6 (1) / 3.54 (2)	4.65 (1) / 3.64 (2)	4.6 (1) / 3.54 (2)	4.47 (1) / 3.29 (2)	4.27 (1) / 3.22 (2)	4.1 (1) / 3.15 (2)
EER					4.21 (3)	3.65 (3)		3.32 (3)		2.96 (3)	2.72 (3)	
Dimensions	Unit	HeightxWidthxDepth	mm	735x832x307				1,345x900x320				
Weight	Unit			kg	54	56		113		114		
Operation range	Heating	Min.~Max.	°CWB	-25~25				-25~35				
	Cooling	Min.~Max.	°CDB	10~43				10.0~46.0				
	Domestic hot water	Min.~Max.	°CDB	-25~35				-20~35				
Refrigerant	Type			R-410A								
	Charge			kg	1.45	1.60		3.4				
Sound power level	Heating	Nom.	dBA	61		62	61	62	64		66	
	Cooling	Nom.	dBA	61		63		64		66	69	
Sound pressure level	Heating	Nom.	dBA	48		49	48	49	51		52	
	Cooling	Nom.	dBA	48	49	50	49	50	52		54	
Power supply	Name/Phase/Frequency/Voltage			Hz/V				V3/1~/50/230				
Current	Recommended fuses			A				20				

(1) Condition 1: heating Ta 7°C / LWC 35°C (2) Condition

(2) heating Ta 2°C / LWC 35°C

(3) Condition 3: cooling Ta 35°C / LWC 18°C

\*Note: grey cells contain preliminary data

### HEATING & COOLING

INDOOR UNIT				EHSXB04P30A	EHSXB08P30A	EHSXB08P50A	EHSXB16P50A
Casing	Colour			Tank: white RAL 9003 / Top cover: steel grey RAL 7011			
Dimensions	Unit	HeightxWidthxDepth	mm	1,950x615x595		1,940x790x790	
Weight	Unit			92	119	121	
Operation range	Water side	Min.~Max.	°C	15~55			
	Water side	Min.~Max.	°C	5~22			
	Water side	Min.~Max.	°C	25~80			
Sound power level	Nom.			42		66	
Sound pressure level	Nom.			28		32	

OUTDOOR UNIT				ERLQ004CV3	ERLQ006CV3	ERLQ008CV3	ERLQ006CV3	ERLQ008CV3	ERLQ011CV3/CW1	ERLQ014CV3/CW1	ERLQ016CV3/CW1	
Heating capacity	Nom.			kW	4.53 (1) / 3.47 (2)	6.06 (1) / 4.6 (2)	7.78 (1) / 5.51 (2)	6.06 (1) / 4.6 (2)	7.78 (1) / 5.51 (2)	11.8 (1) / 7.7 (2)	14.8 (1) / 9.6 (2)	15.3 (1) / 10.1 (2)
Cooling capacity	Nom.			kW	4.42 (3)	5.22 (3)		15.1 (3)		16.1 (3)	16.8 (3)	
COP					5.23 (1) / 4.07 (2)	4.65 (1) / 3.64 (2)	4.6 (1) / 3.54 (2)	4.65 (1) / 3.64 (2)	4.6 (1) / 3.54 (2)	4.47 (1) / 3.29 (2)	4.27 (1) / 3.22 (2)	4.1 (1) / 3.15 (2)
EER					4.21 (3)	3.65 (3)		3.32 (3)		2.96 (3)	2.72 (3)	
Dimensions	Unit	HeightxWidthxDepth	mm	735x832x307				1,345x900x320				
Weight	Unit			kg	54	56		113		114		
Operation range	Heating	Min.~Max.	°CWB	-25~25				-25~35				
	Cooling	Min.~Max.	°CDB	10~43				10.0~46.0				
	Domestic hot water	Min.~Max.	°CDB	-25~35				-20~35				
Refrigerant	Type			R-410A								
	Charge			kg	1.45	1.60		3.4				
Sound power level	Heating	Nom.	dBA	61		62	61	62	64		66	
	Cooling	Nom.	dBA	61		63		64		66	69	
Sound pressure level	Heating	Nom.	dBA	48 (3)		49 (3)	48	49	51		52	
	Cooling	Nom.	dBA	48 (3)	49 (3)	50 (3)	49	50	52		54	
Power supply	Name/Phase/Frequency/Voltage			Hz/V				V3/1~/50/230				
Current	Recommended fuses			A				20				

(1) Condition 1: heating Ta 7°C / LWC 35°C

(2) heating Ta 2°C / LWC 35°C

(3) Condition 3: cooling Ta 35°C / LWC 18°C

\*Note: grey cells contain preliminary data

## DOMESTIC HOT WATER TANK

DOMESTIC HOT WATER TANK				EKHS150B3V3	EKHS200B3V3	EKHS300B3V3	EKHS200B3Z2	EKHS300B3Z2
Casing	Colour	Neutral white						
	Material	Epoxy-coated mild steel						
Dimensions	Unit	Width	mm	580				
		Depth	mm	580				
Weight	Unit	Empty	kg	37	45	59	45	59
Tank	Water volume		l	150	200	300	200	300
	Material	Stainless steel (DIN 1.4521)						
	Maximum water temperature		°C	85				
Heat exchanger	Insulation	Heat loss	kWh/24h	1.55	1.77	2.19	1.77	2.19
	Quantity	1						
	Tube material	Duplex steel LDX 2101						
Booster heater	Capacity		kW	3				
Power supply	Phase/Frequency/Voltage		Hz/V	1~/50/230			2~/50/400	

Domestic hot water tank				EKHWE150A3V3	EKHWE200A3V3	EKHWE300A3V3	EKHWE200A3Z2	EKHWE300A3Z2
Casing	Colour	RAL9010						
	Material	Epoxy coated steel						
Dimensions	Unit	Diameter	mm	545				
	Unit	Empty	kg	80	104	140	104	140
Tank	Water volume		l	150	200	300	200	300
	Maximum water temperature		°C	75				
	Insulation	Heat loss	kWh/24h	1.7	1.9	2.5	1.9	2.5
Booster heater	Capacity		kW	3.0				
Power supply	Phase/Frequency/Voltage		Hz/V	1~/50/230			2~/50/400	

## DOMESTIC HOT WATER TANK FOR UNPRESSURIZED SOLAR CONNECTION

DOMESTIC HOT WATER TANK				EKHWP300B		EKHWP500B	
Dimensions	Unit	Height	mm	1,640		1,640	
		Width	mm	595		790	
		Depth	mm	615		790	
Weight	Unit	Empty	kg	59		93	
Tank	Water volume		l	300		500	
	Maximum water temperature		°C	85			
	Insulation	Heat loss	kWh/24h	1.3		1.4	
Heat exchanger	Domestic hot water	Tube material		Stainless steel			
		Face area	m <sup>2</sup>	5.8		6	
		Internal coil volume	l	27.9		29	
		Operating pressure	bar	6			
		Average specific thermal output	W/K	2,790		2,900	
Charging	Charging	Tube material		Stainless steel			
		Face area	m <sup>2</sup>	2.7		3.8	
		Internal coil volume	l	13.2		18.5	
		Operating pressure	bar	3			
		Average specific thermal output	W/K	1,300		1,800	
Auxiliary solar heating	Auxiliary solar heating	Tube material		Stainless steel			
		Face area	m <sup>2</sup>	-		0.5	
		Internal coil volume	l	-		2.3	
		Operating pressure	bar	3			
		Average specific thermal output	W/K	-		280	

## SOLAR SYSTEM - UNPRESSURIZED SYSTEM

INDOOR UNIT				EKSRPS3	
Mounting	On side of tank				
Dimensions	Unit	HeightxWidthxDepth	mm	815x230x142	
Thermal performance	Zero loss collector efficiency $\eta_0$		%	-	
Control	Type	Digital temperature difference controller with plain text display			
	Power consumption		W	2	
Sensor	Solar panel temperature sensor	Pt1000			
	Storage tank sensor	PTC			
	Return flow sensor	PTC			
	Feed temperature and flow sensor	Voltage signal (3.5V DC)			
Power supply	Voltage		V	230	



## SOLAR SYSTEM - PRESSURIZED SYSTEM

SOLAR KIT				EKSOLHW	
Dimensions	Unit	HeightxWidthxDepth	mm	770x305x270	
Weight	Unit		kg	8	
Operation range	Ambient temperature	Min.~Max.	°C	1~35	
Sound pressure level	Nom.		dBA	27	
Thermal performance	Zero loss collector efficiency $\eta_0$		%	-	
Power supply	Phase/Frequency/Voltage		Hz/V	1~/50/220-240	
Power supply intake				INDOOR UNIT	

INDOOR UNIT				EKSDSR1	
Mounting				On wall	
Dimensions	Unit	HeightxWidthxDepth	mm	332x230x145	
Thermal performance	Zero loss collector efficiency $\eta_0$		%	-	
Control	Type			Digital temperature difference controller with plain text display	
	Power consumption		W	2	
Sensor	Solar panel temperature sensor			Pt1000	
	Storage tank sensor			PTC	
	Return flow sensor			PTC	
	Feed temperature and flow sensor			Voltage signal (3.5V DC)	
Power supply	Voltage		V	230	

## SOLAR COLLECTOR

SOLAR COLLECTOR				EKSH26P	EKS21P	EKSV26P
Dimensions	Unit	HeightxWidthxDepth	mm	1,300x2,000x85	2,000x1,006x85	2,000x1,300x85
Weight	Unit		kg	42	35	42
Volume			l	2.1	1.3	1.7
Surface	Outer		m <sup>2</sup>	2.6	2.01	2.6
	Aperture		m <sup>2</sup>	2.350	1.79	2.35
	Absorber		m <sup>2</sup>	2.360	1.8	2.36
Coating				Micro-therm (absorption max.96%, Emission ca. 5% +/-2%)		
Absorber				Harp-shaped copper pipe register with laser-welded highly selective coated aluminium plate		
Glazing				Single pane safety glass, transmission +/- 92%		
Allowed roof angle	Min.~Max.		°	15~80		
Operating pressure	Max.		bar	6		
Stand still temperature	Max.		°C	200		
Thermal performance	Zero loss collector efficiency $\eta_0$		%	-		

## HEAT PUMP CONVECTOR

INDOOR UNIT				FWXV15A		FWXV20A	
Heating capacity	Total capacity	Nom.	kW	1.5		2.0	
			Btu/h	5,100		6,800	
Cooling capacity	Total capacity	Nom.	kW	1.2		1.7	
	Sensible capacity	Nom.	kW	0.98		1.4	
Power input	Heating	Nom.	kW	0.013		0.015	
	Cooling	Nom.	kW	0.013		0.015	
Dimensions	Unit	HeightxWidthxDepth	mm	600x700x210			
Weight	Unit		kg	15			
Piping connections	Drain/OD/Inlet/Outlet		mm/inch	18/G 1/2/G 1/2			
Sound pressure level	Heating	Nom.	dBA	19		29	
	Cooling	Nom.	dBA	19		29	
Power supply	Phase/Frequency/Voltage		Hz/V	1~/50/60/220-240/220			

## ROOM THERMOSTAT

WIRELESS / WIRED ROOM THERMOSTAT				EKTR1		EKRTWA	
Dimensions	Unit	HeightxWidthxDepth	mm	-		87x125x34	
	Thermostat	Height/Width/Depth	mm	87/125/34		-	
	Receiver	Height/Width/Depth	mm	170/50/28		-	
Weight	Unit		g	-		215	
	Thermostat		g	210		-	
	Receiver		g	125		-	
Ambient temperature	Storage	Min./Max.	°C	-20/60			
	Operation	Min./Max.	°C	0/50			
Temperature setting range	Heating	Min./Max.	°C	4/37			
	Cooling	Min./Max.	°C	4/37			
Clock				Yes			
Regulation function				Proportional band			
Power supply	Voltage		V	-		Battery powered 3* AA-LR6 (alkaline)	
	Thermostat	Voltage	V	Battery powered 3x AA-LRG (alkaline)		-	
	Receiver	Voltage	V	230		-	
	Frequency		Hz	50		-	
	Phase			1~		-	
Connection	Type			Wired			
	Thermostat			Wireless			
	Receiver			Wired			
Maximum distance to receiver	Indoor		m	approx.30m			
	Outdoor		m	approx.100m			



Today, Daikin leads the way towards more efficient, cost-effective and environmentally friendly comfort solutions, introducing products optimised for all seasons. In fact, Daikin products reduce energy and costs in a smart way. They are designed to perform under all conditions and reflect the actual performance you can expect over an entire heating and cooling season. So, with Daikin you make the right choice for your wallet... and the environment.

The present leaflet is drawn up by way of information only and does not constitute an offer binding upon Daikin Europe N.V. Daikin Europe N.V. has compiled the content of this leaflet to the best of its knowledge. No express or implied warranty is given for the completeness, accuracy, reliability or fitness for particular purpose of its content and the products and services presented therein. Specifications are subject to change without prior notice. Daikin Europe N.V. explicitly rejects any liability for any direct or indirect damage, in the broadest sense, arising from or related to the use and/or interpretation of this leaflet. All content is copyrighted by Daikin Europe N.V.



Daikin Europe N.V. participates in the Eurovent Certification programme for Liquid Chilling Packages (LCP) and Fan coil units (FCU). Check ongoing validity of certificate online: [www.eurovent-certification.com](http://www.eurovent-certification.com) or using: [www.certiflash.com](http://www.certiflash.com)

FSC

ECPEN14-722

Daikin products are distributed by: